

KOINEWORKS[™]
D I A G R A M M I N G

An Intermediate Guide to Greek Diagramming

Eric Sowell
Lexel Software, LLC.

LEXEL

SOFTWARE

An Intermediate Guide to Greek Diagramming


Table of Contents

A. Subject and Verb.....	3
B. Objects and Complements	3
C. Double Accusative Constructions.....	4
D. Other Uses of Nominatives and Accusatives.....	5
E. Adverbs and Attributive Adjectives.....	7
F. Prepositional Phrases	8
G. Genitives and Datives	8
H. Appositional Constructions.....	9
I. The Article	9
J. Pronouns	11
K. Relative Clauses.....	11
L. Infinitives	12
M. Participles	14
N. Conjunctions	17
O. Grammatically Independent and Other Constructions.....	20
P. Words of Special Note.....	21
Glossary of Grammatical Terms	26
Index.....	29

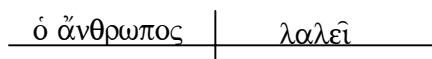
An Intermediate Guide to Greek Diagramming

A. Subject and Verb

The most basic elements of a Greek sentence are the subject and the verb. These two elements will be contained in every Greek sentence (though the subject may be imbedded in the verb, and thus unexpressed). The subject and the verb are put in the following places on the diagram:



or, for an example in Greek,

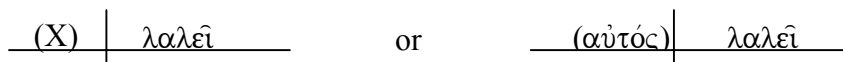


The horizontal line that the subject and verb are sitting on is called the base line. In this example, you can also see that the subject is separated by a vertical line that runs through the base line. This line is called a predicate marker. This marker is used to clearly separate the subject from the verb.

All of the other elements of the Greek sentence are built around this basic nucleus. Even when the subject of the verb is left unexpressed (which is quite often), it is generally best to include it on the diagram for clarity's sake. The diagrammer can either check the context and find the subject, or can simply put an "X" on the diagram in the place of where the subject would be. In either case, the supplied subject should be put in parentheses. For example:

λαλεῖ.

He is speaking



In both cases it is clear that the subject is implicit in the verb. This should make your diagram look neater and should help cut down on possible confusion.

B. Objects and Complements

There are two other elements that will be placed on the base line along with the subject and verb. These elements are the object and the complement.

The object, or more precisely, the direct object (Wallace, *ExSyn*, 179-181; *Basics*, 83), is placed after the verb on the base line (this is true for direct objects of any case) and is separated from the verb with a vertical line that runs to the base line but not through it. This line is called the object marker.

An Intermediate Guide to Greek Diagramming

ὁ ἄνθρωπος λαλεῖ τὸν λόγον.
The man is speaking the word.

ὁ ἄνθρωπος | λαλεῖ | τὸν λόγον

The predicate nominative (Wallace, *ExSyn*, 40-48; *Basics*, 30-33), one type of complement, is placed after a linking verb and is separated from it by a line that slants backward towards the beginning of the sentence. This line also does not run through the base line. This line is called the complement marker. In this example, the verb is followed by a predicate adjective, one type of complement (the predicate nominative would also be diagrammed in this manner).

ὁ ἄνθρωπος ἐστὶν μακάριος.
The man is blessed.

ὁ ἄνθρωπος | ἐστὶν \ μακάριος

The nominative case is the case most often used to designate a complement (both in predicate nominative constructions with regard to nouns, or in predicate adjective constructions), though the genitive, dative, and accusative cases all can be in the predicate. The predicate genitive (Wallace, *ExSyn*, 102; *Basics*, 54) is found after a genitive case participle and is making an assertion about another genitive substantive. The predicate dative (Wallace, *ExSyn*, 152) is found after a dative case participle and is making an assertion about another dative case noun. The predicate accusative (Wallace, *ExSyn*, 190-192; *Basics*, 86-7) is found either after an accusative case participle or after an infinitive and is making an assertion about another accusative case noun. In all of the above cases, the verb will have some stative lexical nuance (such as εἶμι, γίνομαι, etc.), as is the case with all complement constructions.

ἤδεισαν τὸν Χριστὸν αὐτὸν εἶναι (Luke 4:41)
they knew that he was the Christ

(X) | ἤδεισαν | αὐτὸν || εἶναι \ τὸν Χριστὸν

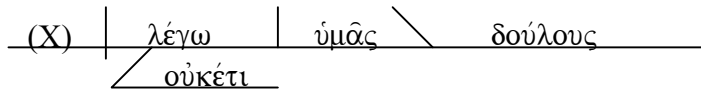
C. Double Accusative Constructions

Two other constructions that occur fairly frequently need to be noted. These constructions are the double accusatives of object-complement and the double accusatives of person-thing (see Wallace, *ExSyn*, 181-9; *Basics*, 83-86). Though they are both double accusative constructions, they are diagrammed differently.

An Intermediate Guide to Greek Diagramming


The object-complement construction uses both the object marker and complement marker from above. The object comes first after the verb and is separated from it by the object marker. The complement comes after the object and is separated from it by the complement marker.

οὐκέτι λέγω ὑμᾶς δούλους (John 15:15)
no longer do I call you [obj] servants [comp]



The other double accusative construction, the person-thing construction, is diagrammed in a similar way, but with one significant change. Like before, the first direct object will come immediately after the verb and be separated with the object marker. The second object, the "thing" in the person-thing construction will come after the first object and be separated from it by two vertical lines that come down to the base line. This is called the double accusative marker.

ἐκεῖνος ὑμᾶς διδάξει πάντα (John 14:26)
he will teach you [p] all things [th]



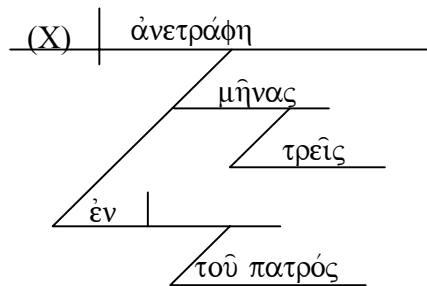
D. Other Uses of Nominatives and Accusatives

Most occurrences of nominative or accusative case nouns function as was described above, though this is not always the case.

Sometimes the nominative case (Wallace, *ExSyn*, 64) and accusative case (Wallace, *ExSyn*, 201-3; *Basics*, 90-1) are used to express time. This occurs infrequently with the nominative case, though the accusative for time is not particularly rare. In both cases (this applies to genitive (Wallace, *ExSyn*, 122-4; *Basics*, 60) and dative (Wallace, *ExSyn*, 155-7; *Basics*, 72) nouns that express time as well) the noun is diagrammed on a left-slant terrace below the verb, participle, or infinitive it modifies.

An Intermediate Guide to Greek Diagramming

ἀνετρέφη μῆνας τρεῖς ἐν τῷ οἴκῳ τοῦ πατρός
 [Moses] was raised for three months in his father's house



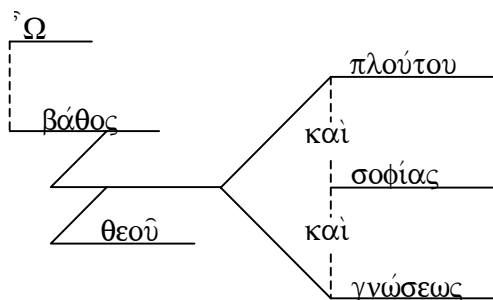
Adverbial accusatives are to be diagrammed under the verbal element in their clause since they are adverbial in nature. The accusative of manner (Wallace, *ExSyn*, 200-1; *Basics*, 89-90), accusative of measure (Wallace, *ExSyn*, 201-3; *Basics*, 90), accusative of respect/reference (Wallace, *ExSyn*, 203-4; *Basics*, 91-2), and the accusative in oaths (Wallace, *ExSyn*, 204-5) are all examples of adverbial accusatives.

Accusatives of retained object (Wallace, *ExSyn*, 197; *Basics*, 88) and cognate accusatives (Wallace, *ExSyn*, 189-90) are to be diagrammed like direct objects, after the object marker following the verb.

Often accusative case nouns will function as subjects of infinitives. See the section on infinitives to see how these are diagrammed.

Nominatives of exclamation (Wallace, *ExSyn*, 59-60; *Basics*, 36-7) are to be diagrammed separately, with no explicit *grammatical* connection to the material around it.

ὦ βάθος πλούτου καὶ σοφίας καὶ γνώσεως θεοῦ (Rom 11:33)
 Oh the depth both of the riches and wisdom and knowledge of God!

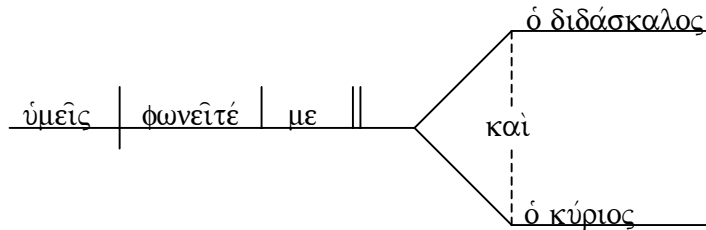


Nominatives of appellation (Wallace, *ExSyn*, 61) are titular nouns in the nominative case which function in the sentence as if they were another case. When diagramming, put these in the place they would normally be in if they were the other case. In the following instance both διδάσκαλος and κύριος would normally be in the accusative case, so they

An Intermediate Guide to Greek Diagramming

are to be diagrammed in the place they would have been if they were in the accusative case.

ὕμεις φωνεῖτέ με ὁ διδάσκαλος καὶ ὁ κύριος (John 13:13)
you call me Teacher and Lord



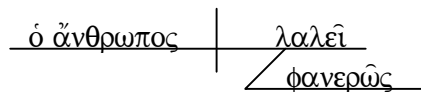
Nominatives in proverbial expressions (Wallace, *ExSyn*, 54-5) do not conform to any particular diagramming pattern. When approaching these constructions it is necessary to diagram these in light of their particular contextual considerations.

E. Adverbs and Attributive Adjectives

Adverbs and attributive adjectives are all diagrammed below the base line on a left-slant terrace under the element that they modify. Adjectives will also appear on the base line when they are predicate adjectives or when they are the complements in an object complement construction.

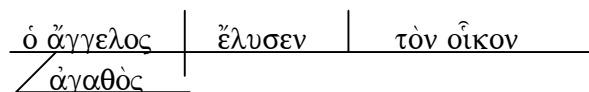
Adverbs are generally diagrammed directly under a verbal element in a sentence (this could be either a finite verb, participle or infinitive). For example:

The man speaks clearly.
ὁ ἄνθρωπος λαλεῖ φανερώς.



Adjectives are diagrammed in a similar way. For example:

ὁ ἀγαθὸς ἄγγελος ἔλυσεν τὸν οἶκον.
The good angel destroyed the house.

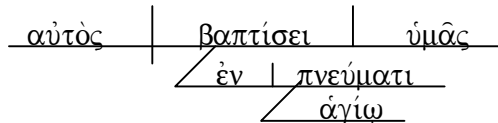


An Intermediate Guide to Greek Diagramming

F. Prepositional Phrases

Prepositional phrases, like adverbs and attributive adjectives, are diagrammed below the word they modify on a left-slant terrace. In addition there is an object marker placed between the prepositional phrase and the object of the preposition (like direct objects are separated from their verbs).

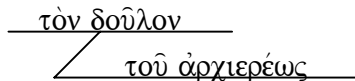
αὐτὸς βαπτίσει ὑμᾶς ἐν πνεύματι ἁγίῳ. (Mark 1:8)
he shall baptize you with the Holy Spirit.



G. Genitives and Datives

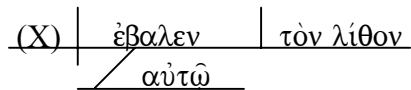
Most genitives and datives are diagrammed like adverbs and attributive adjectives (the main exceptions are genitives and datives in simple apposition). They are on a shelf below the base line and connected to it with a line that slants upwards from the left to the right. For example:

τὸν δούλον τοῦ ἀρχιερέως (Matt 26:51)
the slave of the high priest.



Dative indirect objects (Wallace, *ExSyn*, 140-2; *Basics*, 67-8) are also diagrammed under the verbal element in the base line. It is diagrammed like the genitive above, though the horizontal line is extended slightly beyond the line that connects it with the base line. For example:

ἔβαλεν τὸν λίθον αὐτῷ.
He threw the stone to him.



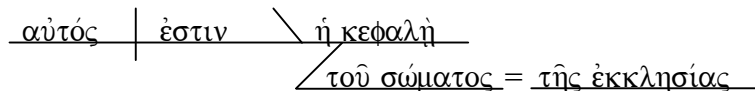
More often than not, a genitive noun will modify a noun and a dative noun will modify some verbal element. However, this is not always the case, especially with genitive nouns. They are very often verbal/adverbial in force, so they would be diagrammed below another verbal element.

An Intermediate Guide to Greek Diagramming

H. Appositional Constructions

When a word is in simple apposition, it is connected to the word to which it is in apposition by an equal sign (=). This signifies that the appositional noun is making some assertion about the noun it modifies. All cases occur in appositional constructions.

αὐτός ἐστιν ἡ κεφαλὴ τοῦ σώματος, τῆς ἐκκλησίας (Col 1:18)
he is the head of the body, the church.



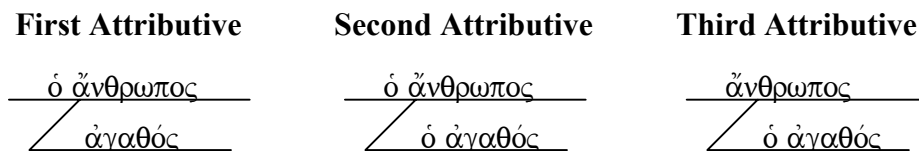
Sometimes whole phrases are set in apposition to a word. In this case the whole phrase is put in brackets and connected to the word to which it is in apposition by an equal sign.

The above example shows how to diagram words that are in simple apposition to other words. However, the genitive in apposition (as opposed to the genitive in simple apposition – Wallace, *ExSyn*, 94-100; *Basics*, 52-4) is diagrammed differently, being diagrammed as most genitives, under the element that it modifies.

I. The Article

In general, the article is to be diagrammed immediately before the noun, participle, etc. that it is modifying. There are, however, some special notes that need to be made about diagramming the article.

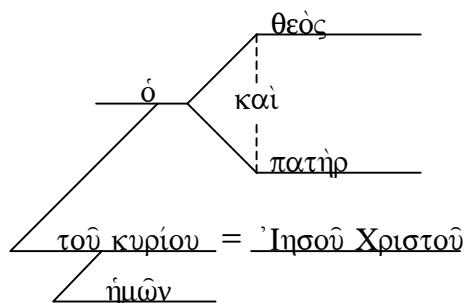
In some attributive constructions the article is to be put before the noun and in some it is to be put before the adjective (this is for obvious reasons not an issue for predicate position adjectives since they will never have an article). This is how the different attributive constructions should be worked out: The article in first attributive position constructions is to be diagrammed with the noun. In this case, it is most proper to see the adjective as placed between the article and the noun rather than to see the adjective itself as having an article. The articles in the second attributive position are to be placed before both noun and adjective, since each have their own. the article in third attributive position constructions is to be placed only with the adjective, since the article comes after the noun.



An Intermediate Guide to Greek Diagramming

Note must also be taken of instances (which are very common) where one article governs two nouns, adjectives, participles, etc. In these instances, the article is placed on the diagram before the branching of the various elements occurs.

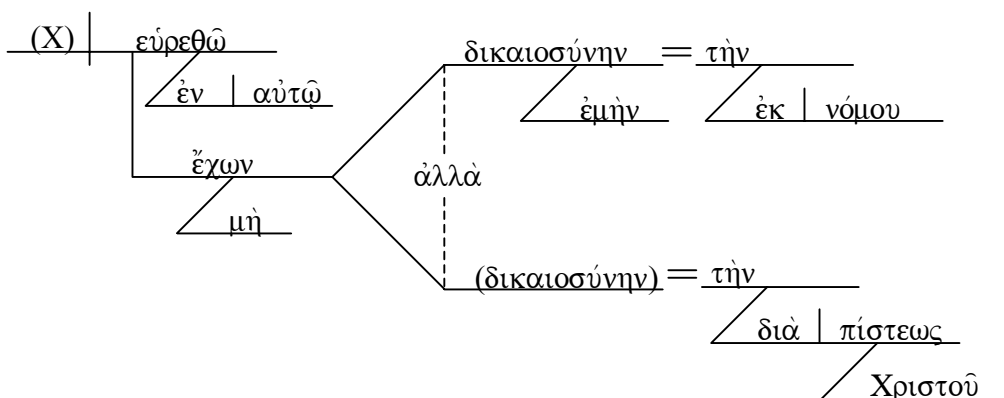
ὁ θεὸς καὶ πατὴρ τοῦ κυρίου ἡμῶν Ἰησοῦ Χριστοῦ
the God and Father of our Lord Jesus Christ



When the article is used as a pronoun, it is generally to be diagrammed like any other noun, according to its function in the sentence. When the article is used as a pronoun, it is always in the nominative case and will function as the subject of a verb, so diagram it just as a normal nominative case noun would be diagrammed.

The article is sometimes used with the force of relative pronoun, being translated as such in English (*ExSyn*, 213-215; *Basics*, 96). However, when diagrammed, they are diagrammed more like appositional constructions as in the following diagram.

εὐρεθῶ ἐν αὐτῷ, μὴ ἔχων ἐμὴν δικαιοσύνην τὴν ἐκ νόμου ἀλλὰ τὴν διὰ πίστεως Χριστοῦ. (Phil 3:9)
[that] I might be found in him, not by having a righteousness of my own which [is] from the law, but which [is] through the faithfulness of Christ.

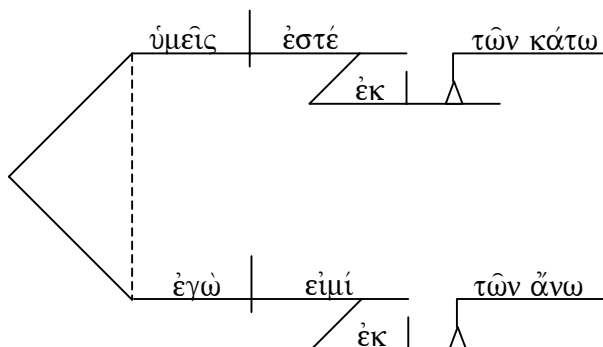


The article is sometimes used to substantize (make another part of speech act like a noun) another part of speech (*ExSyn*, 231-238; *Basics*, 103-106). The article will determine the

An Intermediate Guide to Greek Diagramming

"case" of the newly substantized part of speech and it is to be diagrammed according to case function.

ὕμεις ἐκ τῶν κάτω ἐστέ, ἐγὼ ἐκ τῶν ἄνω εἰμί (John 8:23)
 you are from the [places] below; I am from the [places] above



J. Pronouns

Pronouns in general are diagrammed no differently than regular nouns. Determine case usage and place the pronoun in the appropriate place.

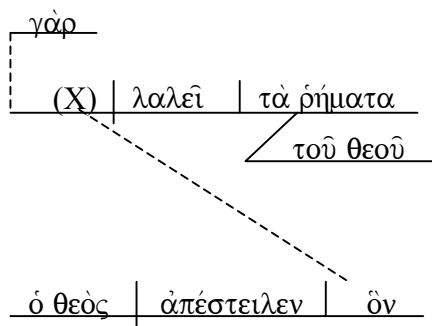
Interrogative pronouns, however, do require special attention. The most common interrogative pronoun is τίς, and it can be used substantivally or adverbially. When dealing with a substantival usage, use its case to help determine its function in the sentence. Also note that in stative/equative sentences, when the pronoun is either the subject or predicate nominative, the pronoun is to be diagrammed as the predicate nominative. When τίς functions adverbially, it is the neuter form τί that is used and it is to be diagrammed like a regular adverb, under the verbal element in the clause on a left-slant terrace.

K. Relative Clauses

Relative clauses (*ExSyn*, 335-345; *Basics*, 149-153) are diagrammed according to the same rules that govern the diagramming of any independent or dependent clause. Subjects, verbs, direct objects, etc., go in the same place as they do in regular clauses. What differentiates the diagramming of the relative clause is that it contains a relative pronoun that will have its own function as a subject or object, etc., in its clause. The relative pronoun is connected to its antecedent in the main clause by a dotted line.

An Intermediate Guide to Greek Diagramming


ὄν γὰρ ἀπέστειλεν ὁ θεὸς τὰ ῥήματα τοῦ θεοῦ λαλεῖ. (John 3:34)
 For the one whom God sent speaks the words of God.



L. Infinitives

An infinitive can function either in an adverbial fashion or as a substantive. Those that function adverbially (*ExSyn*, 590-599; *Basics*, 256-260) are diagrammed like adverbial participles, under the verb they modify and connected by a vertical line. However, before the infinitive, two vertical lines run through the line it sits on. This is the infinitive marker. An example of an adverbial infinitive can be seen in the following example:

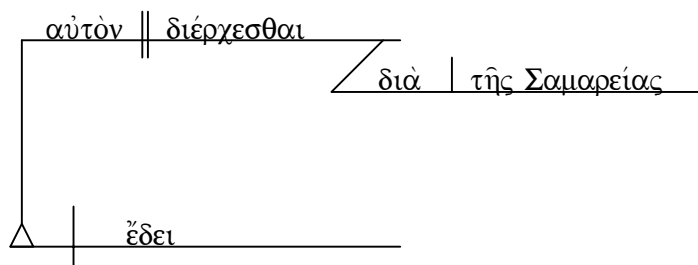
...οὐκ ἦλθον καταλῦσαι τὸν νόμον (Matt 5:17)
 I did not come to destroy the law.



The substantival infinitive (*ExSyn*, 600-607; *Basics*, 260-263) is diagrammed like a substantival participle, except that it has an infinitive marker. Where it will be diagrammed in the sentence depends on how it is functioning (as a subject, direct object, etc.). For example, when it functions as a subject it will appear in the subject slot on the diagram:

An Intermediate Guide to Greek Diagramming

ἔδει αὐτὸν διέρχεσθαι διὰ τῆς Σαμαρείας (John 4:4)
 For him to pass through Samaria was necessary.

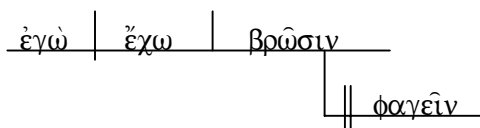


Infinitives of indirect discourse are diagrammed in a similar manner (though they will always be in the direct object position).

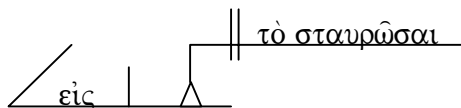
As can also be seen in the above example, an accusative case noun will often be found functioning as the subject of an infinitive. In these cases, place the accusative subject before the infinitive marker on the diagram.

Epexegetical infinitives (*ExSyn*, 607; *Basics*, 263) are diagrammed similar to adverbial infinitives, except they will modify and so then be placed under a noun.

ἐγὼ βρῶσιν ἔχω φαγεῖν (John 4:32)
 I have food to eat.



Infinitives will often occur with governing prepositions. In such cases the infinitive is always articular. In such cases diagram the infinitive as the object of the preposition with the article grouped with the infinitive.

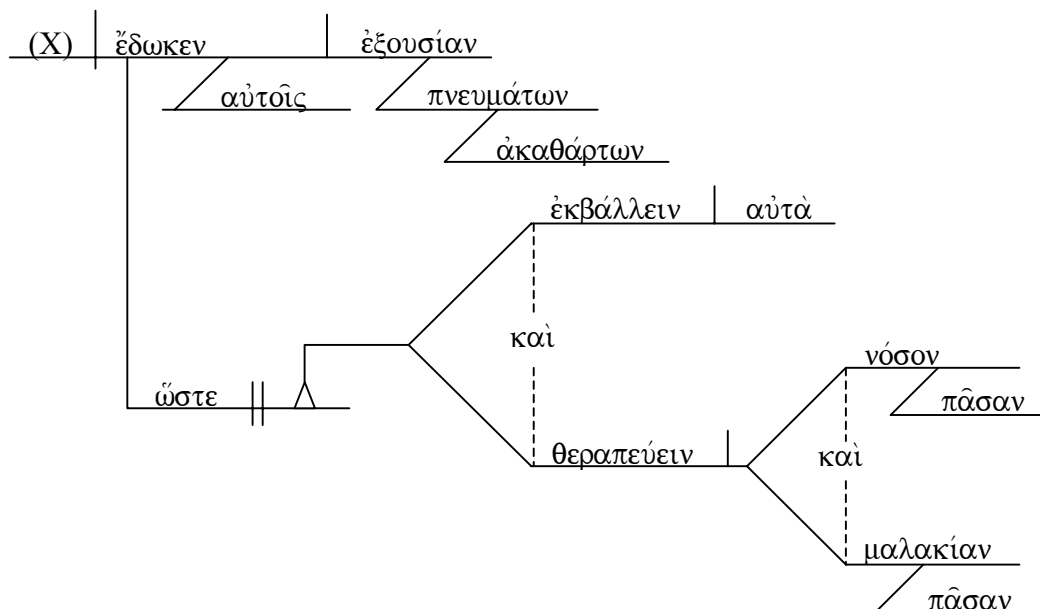


Some conjunctions, such as ὡς or ὥστε, will function together with an infinitive. In these cases diagram the conjunction on a vertical terrace, followed by the infinitive marker, followed by the infinitive itself on a standard.

ἔδωκεν αὐτοῖς ἐξουσίαν πνευμάτων ἀκαθάρτων ὥστε ἐκβάλλειν αὐτὰ καὶ
 θεραπεύειν πᾶσαν νόσον καὶ πᾶσαν μαλακίαν (Matt 10:1)

An Intermediate Guide to Greek Diagramming

He gave to them authority over unclean spirits to cast them out and to heal every kind of disease and every kind of sickness.

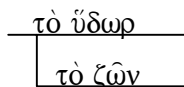


M. Participles

The participle, being a very versatile part of speech, is diagrammed a number of different ways.

Adjectival participles in the attributive position (*ExSyn*, 617-619; *Basics*, 269-270) are diagrammed below the base line under the substantive that they modify. The participle's line is connected to the base line by a vertical line.

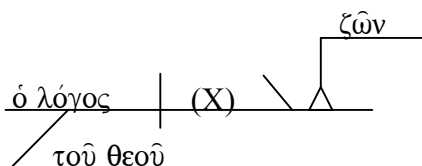
τὸ ὕδωρ τὸ ζῶν (John 4:11)
the living water



Adjectival participles that are in the predicate position (*ExSyn*, 618-619; *Basics*, 270) are diagrammed on a standard on the base line in the position that a regular adjective in the predicate position would normally be placed.

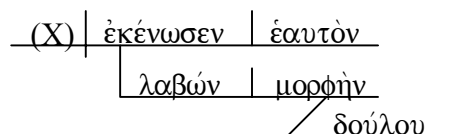
An Intermediate Guide to Greek Diagramming

ζῶν ὁ λόγος τοῦ θεοῦ (Heb 4:12)
the word of God is living



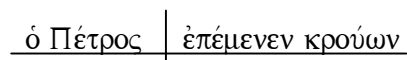
Adverbial participles (*ExSyn*, 622-640; *Basics*, 272-279) are diagrammed like the attributive adjectival participle above, except they will be connected to a verb. Attendant circumstance and redundant (pleonastic)¹ participles are diagrammed similarly.

ἑαυτὸν ἐκένωσεν μορφὴν δούλου λαβῶν (Phil 2:7)
he emptied himself by taking on the form of a servant.



Both complementary participles (*ExSyn*, 646) and periphrastic participles (*ExSyn*, 647-649; *Basics*, 281-282) are to be diagrammed on the baseline with the verb with which they work in conjunction.

ὁ Πέτρος ἐπέμενεν κρούων (Acts 12:16)
Peter kept on knocking.

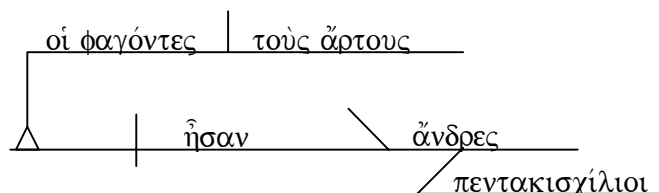


Substantival participles (*ExSyn*, 619-621; *Basics*, 270-271) are diagrammed somewhat differently. These participles and all their modifiers are put on a standard above the place that the participle would stand on the base line. For example, when the substantival participle is functioning as the subject of the sentence, it is put on a standard above the subject position on the base line. For example:

¹ Instances of direct and indirect discourse often occur in sentences with redundant participles. The discourse can be put on a standard either to the right of the main verb as its object or to the right of the participle as its object.

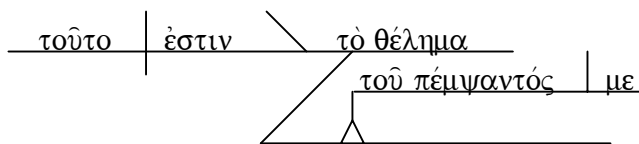
An Intermediate Guide to Greek Diagramming

ἦσαν οἱ φαγόντες τοὺς ἄρτους πεντακισχίλιοι ἄνδρες (Mark 6:44)
those who ate the loaves were five thousand men.



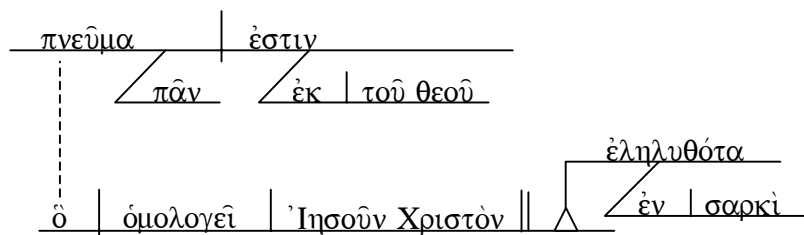
However, if the substantival participle is functioning as a regular genitive or dative substantive, then it is diagrammed on a standard above the place where any typical genitive would be found. For example:

τοῦτο ἐστὶν τὸ θέλημα τοῦ πέμψαντός με (John 6:39)
this is the will of the one who sent me.



If the substantival participle is functioning as the object of a preposition, then the standard will stand in the place where a normal object of a preposition would stand. If the substantival participle is functioning as the direct object, the standard would stand after the object marker on the base line.

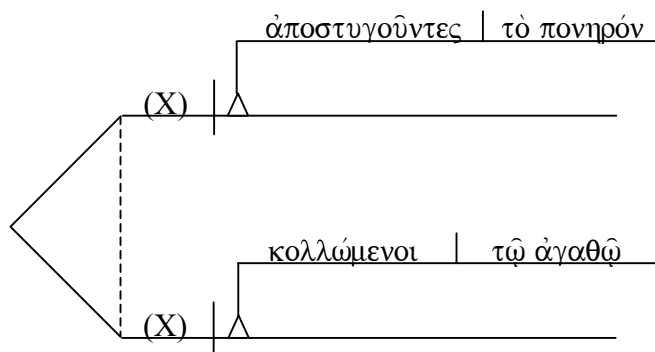
πᾶν πνεῦμα ὃ ὁμολογεῖ Ἰησοῦν Χριστὸν ἐν σαρκὶ ἐληλυθότα ἐκ τοῦ θεοῦ ἐστὶν (1 Jn 4:2)
every spirit which confesses that Jesus Christ has come in the flesh is from God



Participles that are functioning as independent verbal participles (Wallace, *ExSyn*, 650-653; *Basics*, 283), whether as indicatives or imperatives, are to be diagrammed on a standard in the position that a verb would normally occupy.

An Intermediate Guide to Greek Diagramming

ἀποστυγοῦντες τὸ πονηρόν, κολλώμενοι τῷ ἀγαθῷ
hate the evil, cleave to the good

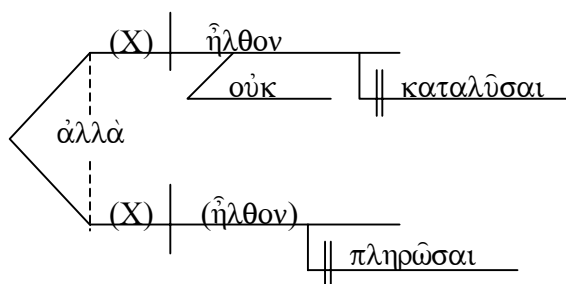


N. Conjunctions

Conjunctions are used to connect words. They serve a variety of different functions and many of these are diagrammed differently.

Some conjunctions coordinate nouns, verbs, participles, whole clauses and other things (and are appropriately called coordinating conjunctions). There are a number of conjunctions used in this way, but the most common is καί. Other conjunctions contrast two clauses, nouns, verbs, etc. For example, δέ (usually) and ἀλλά are used in this manner. When two items are connected, they are joined by a dotted line with the conjunction being placed on that line. Though these are all coordinating conjunctions, there are many different semantic categories that are all diagrammed this way. Ascensive (καί, δέ, and μηδέ), connective (καί and δέ), contrastive (ἀλλά, πλὴν, καί, and δέ), and disjunctive (ἢ) conjunctions are diagrammed this way.

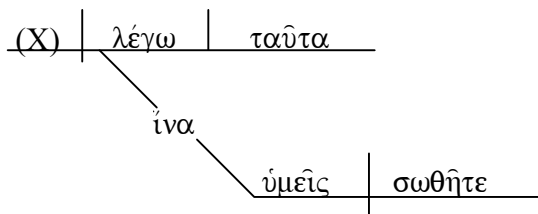
οὐκ ἦλθον καταλῦσαι, ἀλλὰ πληρῶσαι (Matt 5:17)
I did not come to destroy, but to fulfill [the Law]



Some conjunctions function adverbially and usually introduce subordinate clauses (subordinating conjunctions). There are several different semantic categories of subordinating conjunctions, including explanatory, causal, conditional, comparative, local, purpose, result, and temporal.

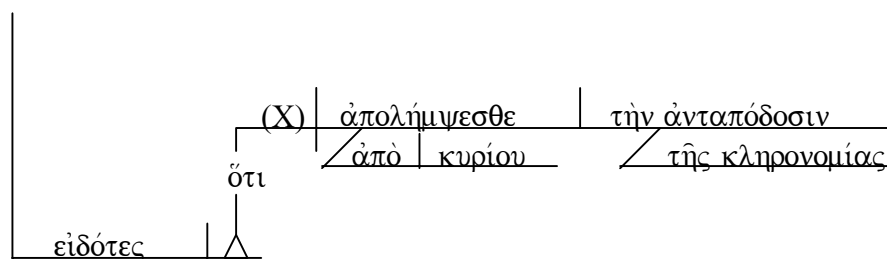
An Intermediate Guide to Greek Diagramming

ταῦτα λέγω ἵνα ὑμεῖς σωθῆτε (John 5:34)
I say these things in order that you might be saved.



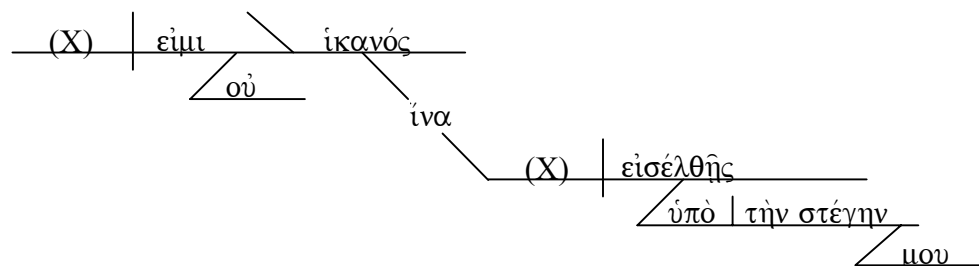
Other conjunctions can function substantively. Both ὅτι and ἵνα are used commonly in this manner. In the cases where the conjunction is functioning as a content conjunction, the clause will take the place of a substantive somewhere in the sentence.

εἰδότες ὅτι ἀπὸ κυρίου ἀπολήμψεσθε τὴν ἀνταπόδοσιν τῆς κληρονομίας.
(Col 3:24)
knowing that from the Lord you will receive the reward of the inheritance.



Sometimes these conjunctions can function epexegetically (adjectivally). In such cases the conjunction and clause that follows is diagrammed directly below the noun or adjective that is being modified.

οὐ ἰκανός εἰμι ἵνα ὑπὸ τὴν στέγην μου εἰσέλθῃς (Luke 7:6)
I am not worthy that you should enter under my roof.



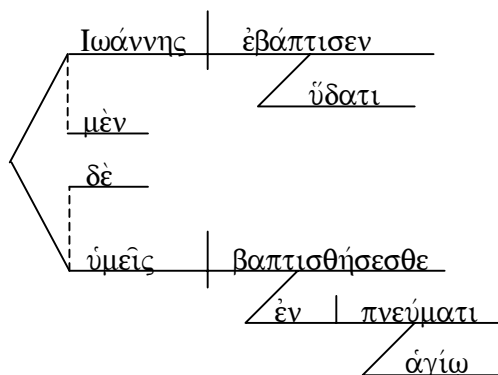
Sometimes conjunctions are paired together and express a special meaning and are called correlative conjunctions. There are many different pairings, like μὲν...δέ (on the one

An Intermediate Guide to Greek Diagramming

hand...on the other hand), καί...καί (both...and) and μήτε...μήτε (neither...nor), though the most common is the μέν...δέ construction.

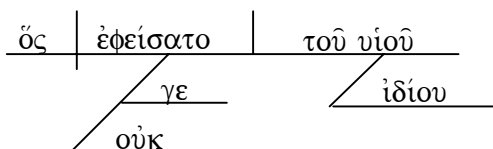
Ἰωάννης μὲν ἐβάπτισεν ὕδατι, ὑμεῖς δὲ βαπτισθήσεσθε ἐν πνεύματι ἁγίῳ (Acts 11:16)

On the on hand John baptized with water, but on the other hand you will be baptized with the Holy Spirit.



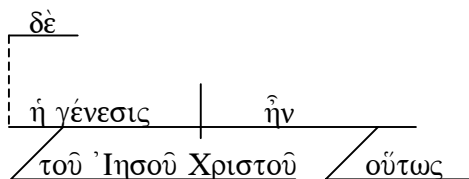
Some conjunctions function ascensively (καί, δέ, and μηδέ) and emphatically (ἀλλά, οὖν, γε, δὴ, μενοῦνγε, μέντοι, ναι, and νή). These are all diagrammed below the verb of the clause.

ὅς γε τοῦ ἰδίου υἱοῦ οὐκ ἐφείσατο (Rom 8:32)
who indeed did not spare his own Son



Inferential conjunctions (ἄρα, γάρ, διό, διότι, οὖν, πλὴν, τοιγαροῦν, τοινῦν, and ὥστε) and transitional conjunctions (οὖν and δέ) are diagrammed above the baseline on a shelf and are connected to the beginning of the base line with a dotted line. Sometimes prepositional phrases such as διὰ τοῦτο function as inferential conjunctions. In such cases diagram them accordingly.

τοῦ δὲ Ἰησοῦ Χριστοῦ ἡ γένεσις οὕτως ἦν (Matt 1:18)
Now the birth of Jesus Christ was as follows



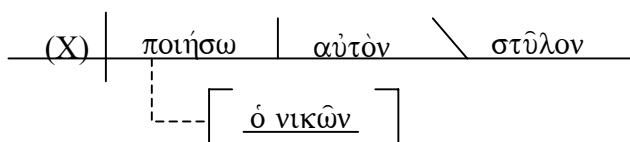
An Intermediate Guide to Greek Diagramming

O. Grammatically Independent and Other Constructions

Grammatically independent constructions are those that do not have any direct syntactical connection to the rest of the sentence. They are semantically connected to the idea of the clause though grammatically they have no connection. There are several different kinds of grammatically independent constructions.

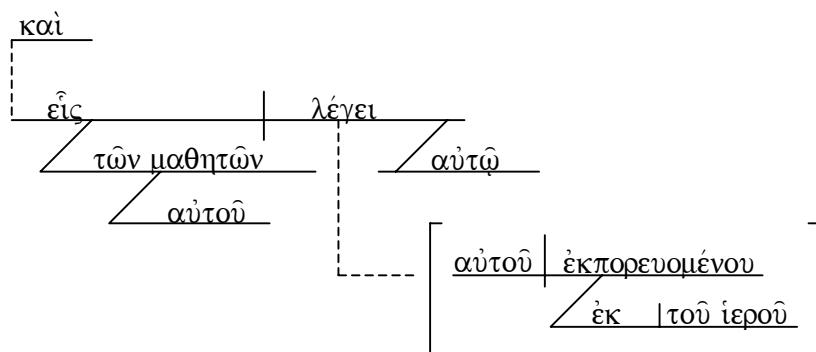
Pendent nominatives (*ExSyn*, 51-53; *Basics*, 34-35) and accusatives (*ExSyn*, 198) are grammatically independent. Since pendent constructions are not syntactically related to the rest of their sentences, they are separated from the sentence in which they occur and are put in brackets. These bracketed constructions are then connected to the main verb by a dotted line. The parenthetic nominative is diagrammed in a similar way.

ὁ νικῶν ποιήσω αὐτὸν στῦλον (Rev 3:12)
the one who overcomes, I will make him a pillar



Genitive absolute constructions (*ExSyn*, 654-655; *Basics*, 284-285), which contain a genitive participle, are diagrammed similar to the construction above (nominative, dative, and accusative absolute constructions are diagrammed in a similar manner). When the construction contains other words, like a subject (which will be in the genitive case as well) or an object, they are coupled with the participle and not with the rest of the sentence.


Καὶ ἐκπορευομένου αὐτοῦ ἐκ τοῦ ἱεροῦ λέγει αὐτῷ εἷς τῶν μαθητῶν αὐτοῦ...
(Mark 13:1)
And while he was coming out of the temple, one of His disciples said to him...



An Intermediate Guide to Greek Diagramming

Vocatives (*ExSyn*, 65-71; *Basics*, 38-40), including nominative case nouns when they function as nominatives, are diagrammed above the sentence in which they occur, generally above the verb, and are connected to the verb with a dotted line. If there are multiple elements that appear at the beginning of a given diagram (such as several vocatives, pendent nominatives, or signpost connectives), they can be stacked one on top of each other above the base line. If the particle $\hat{\omega}$ appears with the vocative, it is to be diagrammed on the shelf with the vocative, to its left.

Σὺ κατ' ἀρχάς, κύριε, τὴν γῆν ἐθεμελίωσας
You, Lord, established the earth in the beginning.



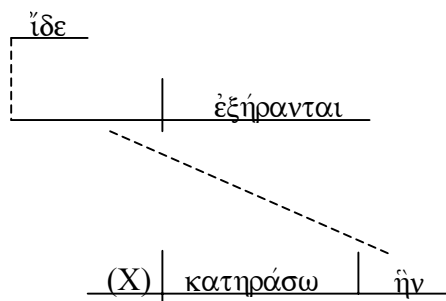
P. Words of Special Note

There are a number of words that deserve special attention because they have peculiar rules or sets of rules associated with diagramming them. The following are some of the more important.

1. ἰδοῦ, ἴδε

These are to be diagrammed like vocatives. Place them on a shelf above the base line with a dotted line connecting the shelf to the base line.

ἴδε ἡ συκῆ ἣν κατηράσω ἐξήρανται (Mark 11:21)
Behold, the fig tree which you cursed has withered.



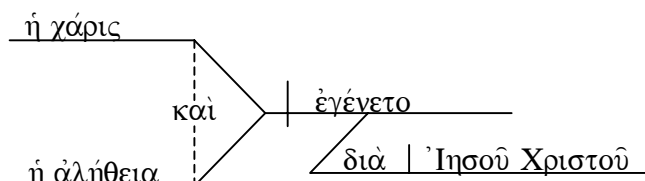
2. καί

καί most frequently functions as a coordinating conjunction. When two items (whether they are nouns, verbs, adjectives or whole sentences) are joined by a coordinating conjunction like καί, the construction branches into two parts with the conjunction being

An Intermediate Guide to Greek Diagramming

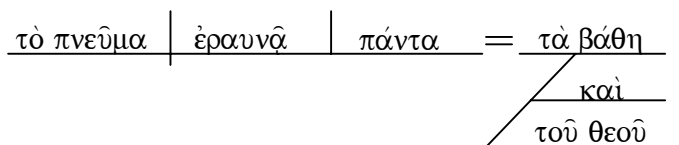
placed on a dotted line that runs from the beginning of the upper branch to the beginning of the bottom branch.

ἡ χάρις καὶ ἡ ἀλήθεια διὰ Ἰησοῦ Χριστοῦ ἐγένετο (John 1:17)
Grace and truth came through Jesus Christ.



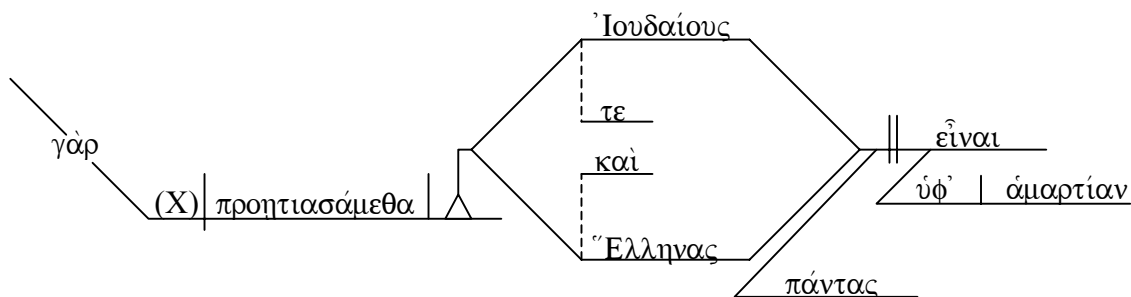
καὶ will also function ascensively at times (being translated "even"). In such cases it is to be diagrammed below the element of the clause that it is modifying.

τὸ πνεῦμα πάντα ἐραυνᾷ, καὶ τὰ βάθη τοῦ θεοῦ (1 Cor 2:10)
The Spirit searches all things, even the deep things of God



It can also function with other conjunctions as a correlative. Some of these pairs include καί...καί and τε...καί. Correlative conjunctions are diagrammed between the two branches they correlate with dotted lines connecting them to the upper and lower branches.

προητιασάμεθα γὰρ Ἰουδαίους τε καὶ Ἕλληνας πάντας ὑφ' ἁμαρτίαν εἶναι
For we have already charged that both Jews and Greeks are all under sin.

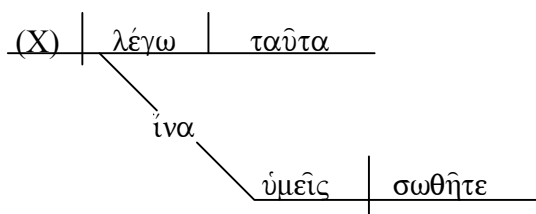


An Intermediate Guide to Greek Diagramming

3. ἵνα and ὅτι

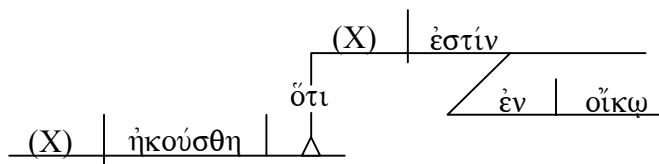
ἵνα and ὅτι can function in a number of ways. First, ἵνα can function adverbially to express purpose and result and can function complementarily. When ὅτι functions adverbially it is causal. In these situations, the clause following will be placed on a right-slant terrace and the ἵνα or ὅτι would be placed on the line connecting the base line and the terrace below. This can be illustrated with a verse seen before.

ταῦτα λέγω ἵνα ὑμεῖς σωθῆτε (John 5:34)
I say these things in order that you might be saved.



They can both also function in a substantival manner. In such cases they cause their respective clauses to act as a single noun in a sentence. In such cases the clause is to go on a shelf supported by a standard and the ἵνα or ὅτι is to be placed on the standard. The position of the clause on the base line depends on its function in the sentence. So then, if it is functioning as the subject, it is to be placed in the subject position. If it is functioning as a direct object, it is to be placed after the object marker, and so on. ὅτι as a marker of direct or indirect discourse is diagrammed in this manner.

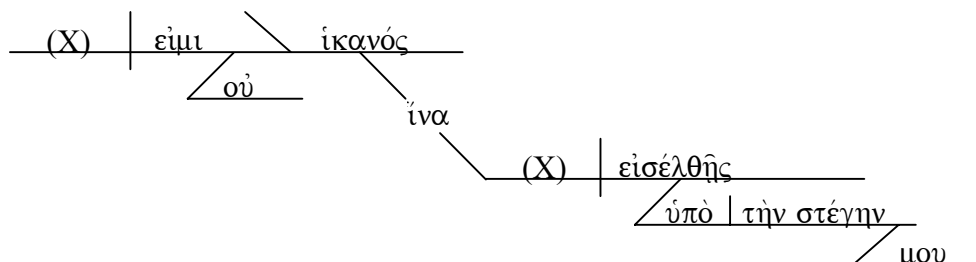
ἠκούσθη ὅτι ἐν οἴκῳ ἐστίν (Mark 2:1)
It was heard that he was at home.



An Intermediate Guide to Greek Diagramming

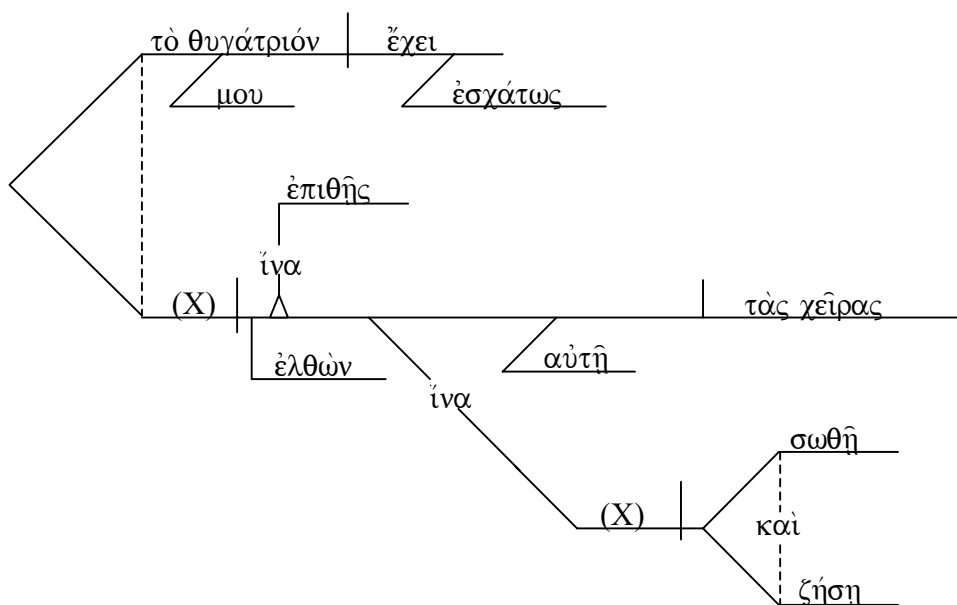
When ἵνα or ὅτι clauses are functioning epexegetically, the clause is to be diagrammed on a right-slant terrace under the noun that it modifies.

οὐ ἱκανός εἰμι ἵνα ὑπὸ τὴν στέγην μου εἰσέλθῃς (Luke 7:6)
I am not worthy that you should enter under my roof.



When a ἵνα clause is functioning imperatively (this is rare) it is to be diagrammed on a shelf supported by a standard and should be placed in the verb position on the base line.

τὸ θυγάτριόν μου ἐσχάτως ἔχει, ἵνα ἐλθὼν ἐπιθῇς τὰς χεῖρας αὐτῇ ἵνα σωθῇ καὶ ζήσῃ. (Mark 5:23)
My daughter is near death. Come and place your hands on her in order that she may be healed and live.



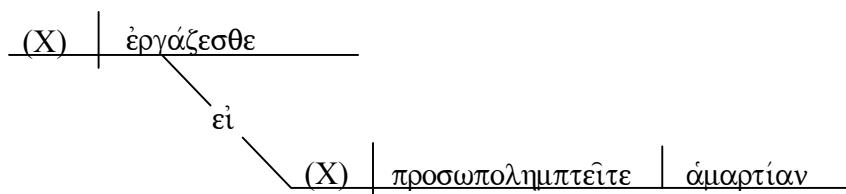
4. εἰ

εἰ most commonly functions as the marker of the apodosis in a conditional clause. In such cases, whether or not the apodosis comes first in the sentence, it will be diagrammed on a

An Intermediate Guide to Greek Diagramming

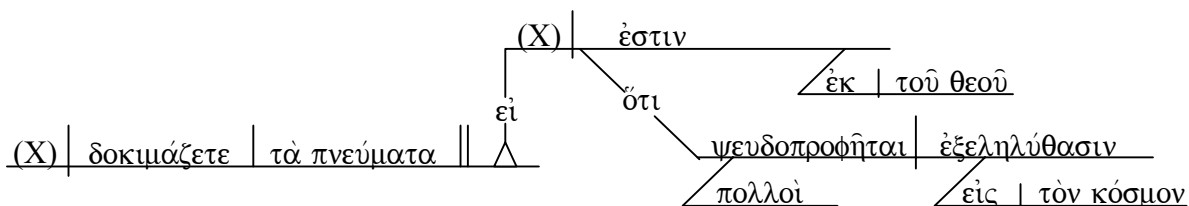
right-slant terrace under the verb of the main protasis. This can be seen in the following illustration.

εἰ προσωπολημπτεῖτε, ἁμαρτίαν ἐργάζεσθε (Jas 2:9)
If you show partiality, you commit sin.



Though this is uncommon, εἰ can introduce indirect questions. In such cases it is best to diagram the clause on a shelf supported by a standard, with εἰ on the standard.

δοκιμάζετε τὰ πνεύματα εἰ ἐκ τοῦ θεοῦ ἐστίν, ὅτι πολλοὶ ψευδοπροφήται ἐξεληλύθασιν εἰς τὸν κόσμον (1 Jn 4:1)
Test the spirits (to see) if they are from God, because many false prophets have gone out into the world.



An Intermediate Guide to Greek Diagramming

Glossary of Grammatical Terms

Adjective – An adjective is a descriptive word that modifies a noun. *Ex.* The *red* house.

Adverb – An adverb is a descriptive word that modifies a verb. *Ex.* The boy read his *Greek New Testament* **quickly**.

Antecedent – A word that a pronoun is pointing back to in the previous context.

Apodosis – The apodosis is the logical inference of a conditional sentence. Or, in other words, it is the "then" part of a conditional sentence. *Ex.* If I go to the store, **then I can buy Greek books**.

Apposition – A word that is in apposition is placed after another noun to explain its meaning. *Ex.* My friend, **Bubba**, has Greek letters on his pants.

Asyndeton - Asyndeton is the name given to the joining of two coordinate elements without a coordinating conjunction.

Clause – A clause is a part of a sentence that contains both a subject and a verb. In Greek either the subject or the verb are often missing and are implied. In such cases it is still considered a clause. Clauses can either be independent or dependent.

Coordinate clauses – Coordinate clauses are clauses joined by a coordinating conjunction.

Coordinating conjunction – A coordinating conjunction joins two equal/parallel elements in a sentence, whether they be words or whole clauses. *Ex.* I want Tischendorf's *Greek New Testament* **and** a pair of pants for Christmas.

Dependent clause – A dependent clause is a clause that is begun by a subordinating conjunction and cannot stand on its own as a sentence. *Ex.* I get a headache **when I read too much Hebrew**.

Direct object – A direct object is a noun that is the recipient of the action of a transitive verb. *Ex.* I study (study – a transitive verb) my **textbook** for Greek everyday.

Epexegetical – A word or clause that is epexegetical is functioning like an adjective. *Ex.* I wish I had a morphology book **to study**.

Finite verb – A verb that expresses person and number and so limits the action to a particular subject. Verbs in the indicative, subjunctive, imperative, and optative moods are all finite. Participles and infinitives are not.

An Intermediate Guide to Greek Diagramming

Independent clause – An independent clause is a clause that can stand on its own as a sentence. It will often be joined to other independent clauses or subordinate clauses. *Ex. I get a headache* when I read too much Hebrew.

Indirect Object – An indirect object is the thing that the action of the verb was performed for or to. In English the word "to" is customarily placed before the noun. This is a very common function of the dative case in Greek. *Ex. I brought a Greek book to my friend* as a birthday present.

Infinitives – Infinitives are words that have functions similar to both verbs and nouns. In English infinitives generally begin with the preposition "to". *Ex. I want to buy* a book on textual criticism.

Intransitive verb – A verb that does not take a direct object. *Ex. I came* to school today.

Linking verb – A verb that makes a connection between the subject and either a predicate nominative or predicate adjective. The most common linking verb is a form of "to be". Also called state of being verbs. *Ex. I am* a hopeful master of the Greek language.

Objective complement – This is a word that complements, or says something about, an object in an object-complement construction. *Ex. Greek makes me happy.*

Predicate nominative – The predicate nominative is a noun in the nominative case that is joined to its subject by a state of being/linking verb and is saying something about that subject. *Ex. I am a happy student* when I am in my Greek classes.

Preposition – A preposition is a word that indicates the relationship between the object of the preposition and the word the preposition modifies. *Ex. My copy of the Septuagint is under* the concordance.

Protasis – The protasis is the conditional statement of a conditional sentence. Or, in other words, it is the "if" part of a conditional sentence. *Ex. If I go to the store*, then I can buy Greek books.

Relative clause – A relative clause is a clause that is governed by a relative pronoun which and is used to explain, clarify, or add additional information about a noun in another clause. The noun it is explaining is its antecedent. *Ex. The professor who teaches me Greek* is my hero.

Relative pronoun – A relative pronoun is the pronoun of a relative clause. *Ex. The professor who* teaches me Greek is my hero.

Semantic – A synonym for the word "meaning".

Signpost connective – This is a type of conjunction that begins a section of discourse.

An Intermediate Guide to Greek Diagramming

Subjective complement – The subjective complement (or, predicate adjective) is an adjective in the nominative case that is joined to its subject by a state of being/linking verb and is saying something about that subject. *Ex.* Greek is *great!*

Subordinating conjunction – A subordinating conjunction joins a dependent clause to another clause. *Ex.* I get a headache *when* I read too much Hebrew.

Substantival – A word is said to be functioning substantivally when it is functioning like a noun.

Transitive verb – A verb that takes a direct object. *Ex.* I *study* my textbook (textbook – direct object) for Greek everyday

An Intermediate Guide to Greek Diagramming

Index

ἄρα	19	Genitives	8
Absolute constructions	20	Genitive absolutes	20
Accusative subject of infinitive	13	Genitive for time	5
Accusatives		Predicate genitives	4
Accusative for time	5	ἴδε	21
Accusative in oaths	6	ἵνα	18, 23
Accusative of manner	6	ἰδοῦ	21
Accusative of measure	6	Indirect objects	8
Accusative of respect or reference	6	Indirect questions	25
Accusative subject of infinitive	<i>See</i> Infinitives	Infinitive markers	12
Accusatives of retained object	6	Infinitives	12
Cognate accusatives	6	Accusative subject of infinitive	13
Pendent accusatives	20	Adverbial infinitive	12
Predicate accusatives	4	Epexegetical infinitives	13
Adjectives	9	Infinitives governed by conjunctions	13
Attributive	7, 9	Infinitives of indirect discourse	13
Predicate	4	Infinitives with governing prepositions	13
Predicate	7	Substantival infinitives	12
Adverbs	7	καί	17, 19, 21
ἀλλά	17	Left-slant terraces	7, 8
Appositional constructions	9	Linking verbs	4
Genitive in apposition	9	μὲν	18
Article, the	9	μηδέ	19
As a pronoun	10	Nominatives	
As a relative pronoun	10	Nominative for time	5
As substantizer	10	Nominatives in proverbial expressions	7
In Granville Sharp constructions	10	Nominatives of appellation	6
Base line	3	Nominatives of exclamation	6
Complement marker	4, 5	Parenthetic nominative	20
Conditional clauses	24	Pendent nominatives	20
Conjunctions	17	Predicate nominatives	4
Ascensive	17, 19	ὅτι	18, 23
Connective	17	Object marker	3, 5
Contrastive	17	Object markers	8
Coordinating	17	οὖν	19
Correlative	18	Participles	14
Disjunctive	17	Adjectival participles	14
Epexegetical	18	Adverbial participles	15
Explanatory	17	Attendant circumstance participles	15
Inferential	19	Complementary participles	15
Subordinating	17	Independent verbal participles	16
Substantival	18	Periphrastic participles	15
Transitional	19	Redundant participles	15
Dative for time	5	Substantival participles	15
Datives	8	Predicate marker	3
Predicate datives	4	Prepositional phrases	8
δέ	17, 19	Pronouns	11
διό	19	Relative clauses	11
Direct object	3	Simple apposition	<i>See</i> Appositional constructions
Double accusative markers	5	Subject	3
Double accusatives	4	τίς	11
Double accusatives of person-thing constructions	4	Vocatives	21
Object-complement constructions	4	ὥστε	13, 17, 19
εἰ	24	ὡς	13
γάρ	19		